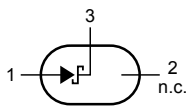


## Schottky Diodes

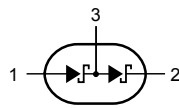
## BAS70-04/05/06 (KAS70-04/05/06)

## ■ Features

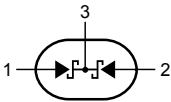
- Fast Switching Speed
- High breakdown voltage



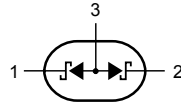
BAS70 single diode.



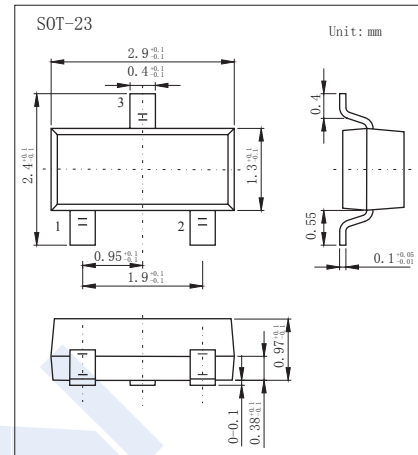
BAS70-04



BAS70-05



BAS70-06

■ Absolute Maximum Ratings  $T_a = 25^\circ\text{C}$ 

Parameter	Symbol	Rating	Unit
Reverse Voltage	$V_{RM}$	70	V
Peak Reverse Voltage	$V_{RRM}$	70	
Average Rectified Current at Temp=25°C	$I_{FAV}$	70	mA
Non-Repetitive Peak Forward Surge Current $t=1s$	$I_{FSM}$	100	
Power Dissipation	$P_d$	215	mW
Thermal Resistance Junction to Ambient	$R_{\theta JA}$	500	$^\circ\text{C}/\text{W}$
Junction Temperature	$T_J$	150	$^\circ\text{C}$
Storage Temperature range	$T_{stg}$	-55 to 150	

■ Electrical Characteristics  $T_a = 25^\circ\text{C}$ 

Parameter	Symbol	Test Conditions	Min	Typ	Max	Unit
Reverse breakdown voltage	$V_R$	$I_R = 10 \mu\text{A}$	70			V
Forward voltage	$V_{F1}$	$I_F = 1 \text{ mA}$			0.41	
	$V_{F2}$	$I_F = 10 \text{ mA}$			0.75	
	$V_{F3}$	$I_F = 15 \text{ mA}$			1	
Reverse voltage leakage current	$I_{R1}$	$V_R = 70 \text{ V}$			1	$\mu\text{A}$
	$I_{R2}$	$V_R = 50 \text{ V}$			0.1	
Junction capacitance	$C_j$	$V_R = 0 \text{ V}, f = 1 \text{ MHz}$			2	pF

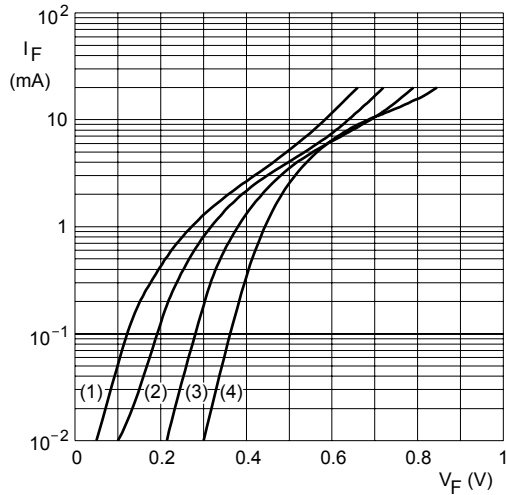
## ■ Marking

NO.	BAS70	BAS70-04	BAS70-05	BAS70-06
Marking	73P*	74P*	75P*	76P*

## Schottky Diodes

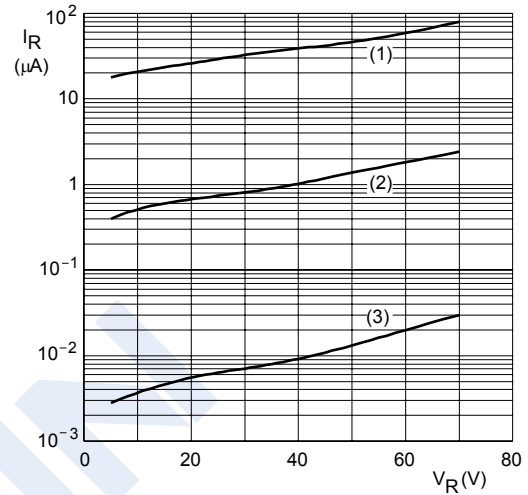
## BAS70-04/05/06 (KAS70-04/05/06)

## ■ Typical Characteristics



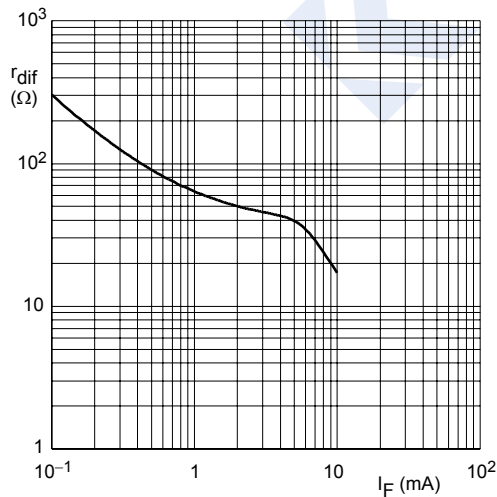
- (1)  $T_{amb} = 125\text{ }^{\circ}\text{C}$ .  
 (2)  $T_{amb} = 85\text{ }^{\circ}\text{C}$ .  
 (3)  $T_{amb} = 25\text{ }^{\circ}\text{C}$ .  
 (4)  $T_{amb} = -40\text{ }^{\circ}\text{C}$ .

Fig. 1 Forward current as a function of forward voltage; typical values.



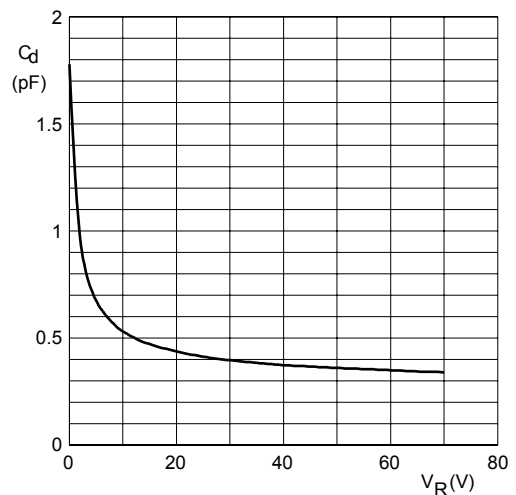
- (1)  $T_{amb} = 150\text{ }^{\circ}\text{C}$ .  
 (2)  $T_{amb} = 85\text{ }^{\circ}\text{C}$ .  
 (3)  $T_{amb} = 25\text{ }^{\circ}\text{C}$ .

Fig. 2 Reverse current as a function of reverse voltage; typical values.



$f = 10\text{ kHz}$ .

Fig. 3 Differential forward resistance as a function of forward current; typical values.



$f = 1\text{ MHz}$ .

Fig. 4 Diode capacitance as a function of reverse voltage; typical values.